INVEREX SOLAR ENERGY

JOLYWOOD

N-Type Bifacial

Dual-Glass Steel Frame Windproof Module

630W



Backbone Steel Frame
More than 3X stronger than traditional aluminum frames

Pass 60m/s Wind Tunnel Test ≈ Level.17 Typhoon

High Reliability

- Snowstorm Resistance
- Hurricane Resistance
- Lower Temperature Coefficient
- Lower Operating Temperature
- Lower Hot Spot Temperature
- Hail Resistance
- Burst Resistance

Lower Carbon Emissions

Compared with traditional aluminum frames, carbon emissions of steel frames are reduced by **73.3.%**

Higher Energy Yield

J-TOPCon New technology

Higher module efficiency, higher energy yield
Lower system BOS cost, lower LCOE, and higher ROI



Munich RE CE IEC

TIER 1 Bloomberg NEW ENERGY FINANCE | TÜV SÜD | TÜV NORD Type Testing | TOP PERFORMER 2025 kiwa PV MODULE RELIABILITY SCORECARD

IEC 61215(2021)/IEC 61730(2023)/IEC 61701/IEC 62716
ISO 9001:2015: Quality Management System
ISO 14001:2015: Environment Management System
ISO 45001:2018: Occupational health and safety
IEC 62941:2019: Quality system for PV module manufacturing

Linear Performance Warranty

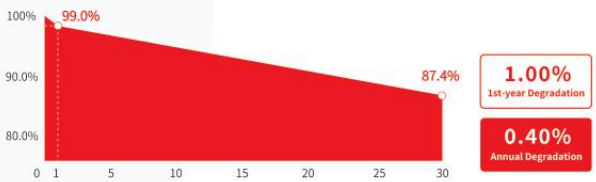

12 Years Product Material & Workmanship **30** Years Linear Performance Warranty

Version 2025.07 ©Jolywood (Taizhou) Solar Technology Co., Ltd. All rights reserved.

Maximum Power Output **630W**

Maximum Module Efficiency **23.3%**

Power Output Tolerance **0~+3%**

UAN: +92-21-111-209-988 www.aptinverex.com info@aptinverex.com

INVEREX SOLAR ENERGY

JOLYWOOD

N-type Bifacial Dual-Glass Steel Frame Windproof Module 630W

Electrical Properties | STC*

Testing Condition	Front Side	Front Side	Front Side	Front Side	Front Side	Front Side
Peak Power (Pmax) (W)	625	630	635	640	645	650
MPP Voltage (Vmp) (V)	41.45	41.63	41.24	41.40	41.56	41.72
MPP Current (Imp) (A)	15.08	15.13	15.40	15.46	15.52	15.58
Open Circuit Voltage (Voc) (V)	49.19	49.30	49.50	49.70	49.90	50.10
Short Circuit Current (Isc) (A)	16.05	16.15	16.31	16.37	16.43	16.49
Module Efficiency (%)	23.1	23.3	23.5	23.7	23.9	24.1

*STC: Irradiance 1000 W/m², Cell Temperature 25°C, AM1.5
The data above is for reference only and the actual data is in accordance with the pratical testing
Power Measurement Tolerance ±3%

Electrical Properties | NMOT*

Testing Condition	Front Side	Front Side	Front Side	Front Side	Front Side	Front Side
Peak Power (Pmax) (W)	468	472	476	479	483	487
MPP Voltage (Vmp) (V)	39.69	39.86	39.49	39.64	39.79	39.95
MPP Current (Imp) (A)	11.80	11.84	12.04	12.09	12.14	12.19
Open Circuit Voltage (Voc) (V)	47.10	47.20	47.40	47.59	47.78	47.97
Short Circuit Current (Isc) (A)	12.96	13.04	13.17	13.22	13.27	13.32

*NMOT: Irradiance 800 W/m², Ambient Temperature 20°C, Wind Speed 1 m/s

Electrical Properties Under Different Rear Gain

Power Gain (%)	Peak Power (Pmax) (W)	MPP Voltage (Vmp) (V)	MPP Current (Imp) (A)	Open Circuit Voltage (Voc) (V)	Short Circuit Current (Isc) (A)
10	709.5	41.56	17.07	49.90	18.07
15	741.8	41.56	17.85	49.90	18.89
20	774.0	41.66	18.58	50.00	19.68
25	806.3	41.66	19.35	50.00	20.50
30	838.5	41.66	20.13	50.00	21.32

Operating Properties

Operating Temperature	-40℃~+85℃
Maximum System Voltage	1500V (IEC)
Maximum Series Fuse Rating	35A
Bifaciality*	80%
Maximum Static Load*	Front side 8100Pa, Rear side 3000Pa

*Bifaciality=Pmaxrear (STC) /Pmaxfront (STC) , Bifaciality tolerance:±5%
*For detailed information, please refer to the Installation Manual

Temperature Coefficient

Temperature Coefficient of Pmax*	-0.280%/℃
Temperature Coefficient of Voc	-0.250%/℃
Temperature Coefficient of Isc	+0.045%/℃
Nominal Operating Cell Temperature	45±2℃

Specification

Number of Cells	132pcs
Module Dimension	2382mm*1134mm*30mm
Weight	34.8kg
Front / Rear Glass*	2.0mm*2.0mm Heat-strengthened glass
Frame	Aluminum-Magnesium-Zinc Coated Steel
Junction Box	IP68 (3 diodes)
Length of Cable	4.0mm², +300mm/-180mm (Cable length can be customized)
Packaging Configuration	36pcs/Pallet, 684pcs/40HQ Container

*The specification and key features described in this datasheet may deviate slightly and are not guaranteed. Due to ongoing innovation, R&D enhancement,Jolywood(Taizhou) Solar Technology Co., Ltd. reserves the right to make any adjustment to the information described herein at any time without notice. Please always obtain the most recent version of the datasheet which shall be duly incorporated into the binding contract made by the parties governing all transactions related to the purchase and sale of the products described herein.

Engineering Drawing (unit: mm)

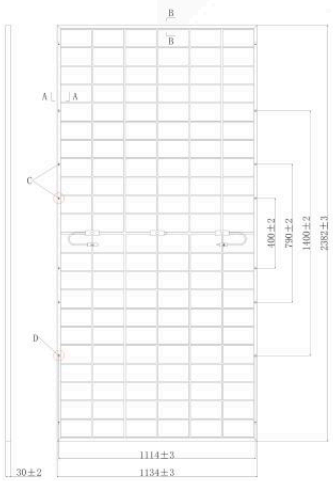

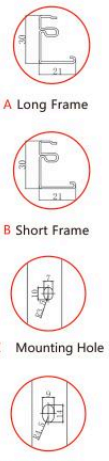

Characteristic Curves

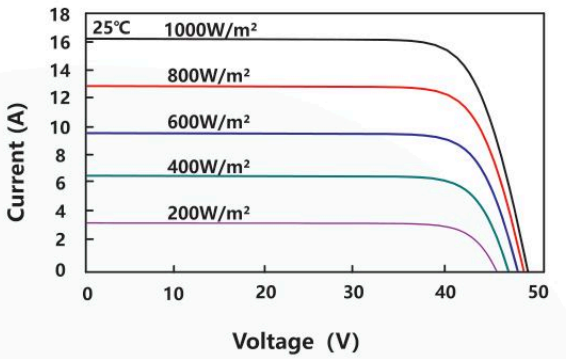

I-V Characteristics At Different Irradiations

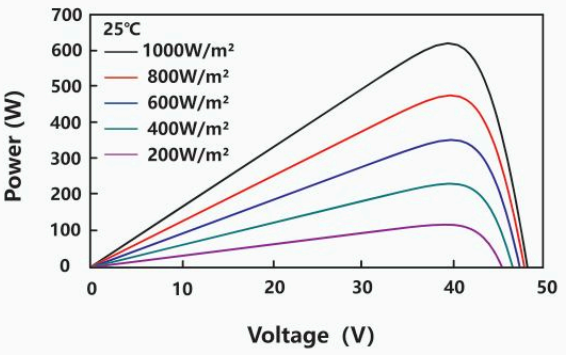

P-V Characteristics At Different Irradiations

UAN: +92-21-111-209-988 www.aptinverex.com info@aptinverex.com